

## How to Login to D2L & Google Meet

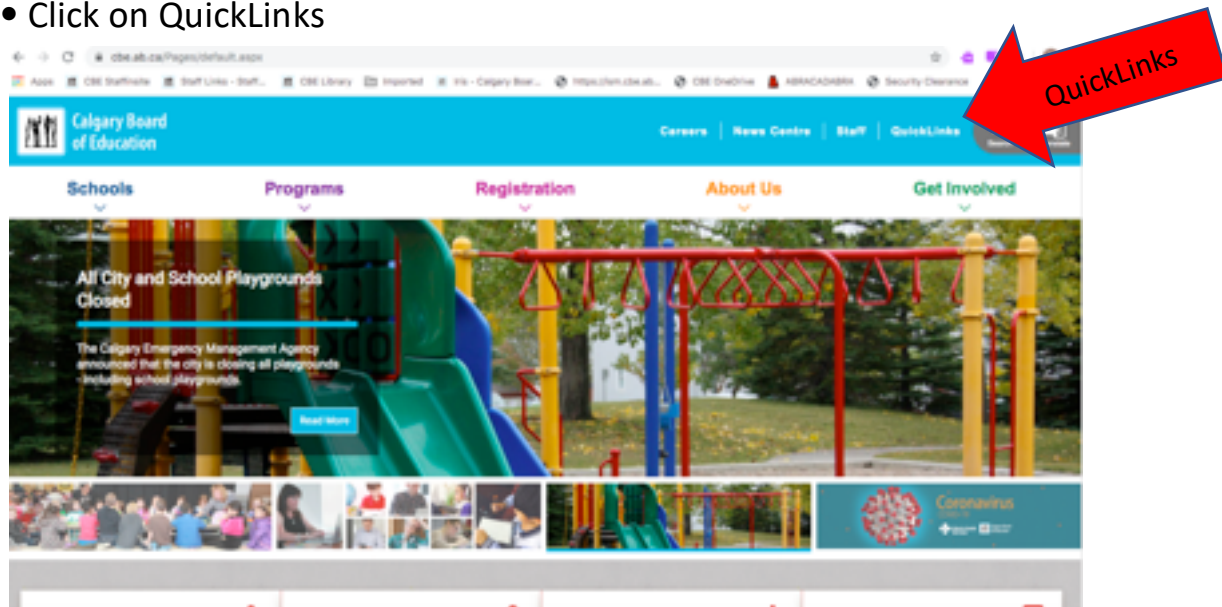
### **D2L:**

We will be using the application Brightspace by D2L. In order to use this, you will need your child's CBE ID number and a password.

- You can find your child's ID number through your My CBE | Powerschool account, or on a previous report card.
- Each student has a unique password. If your child does not know their password, please contact their teacher for further direction. Take a minute to set up your child's password retrieval tool with them for future use (instructions below).

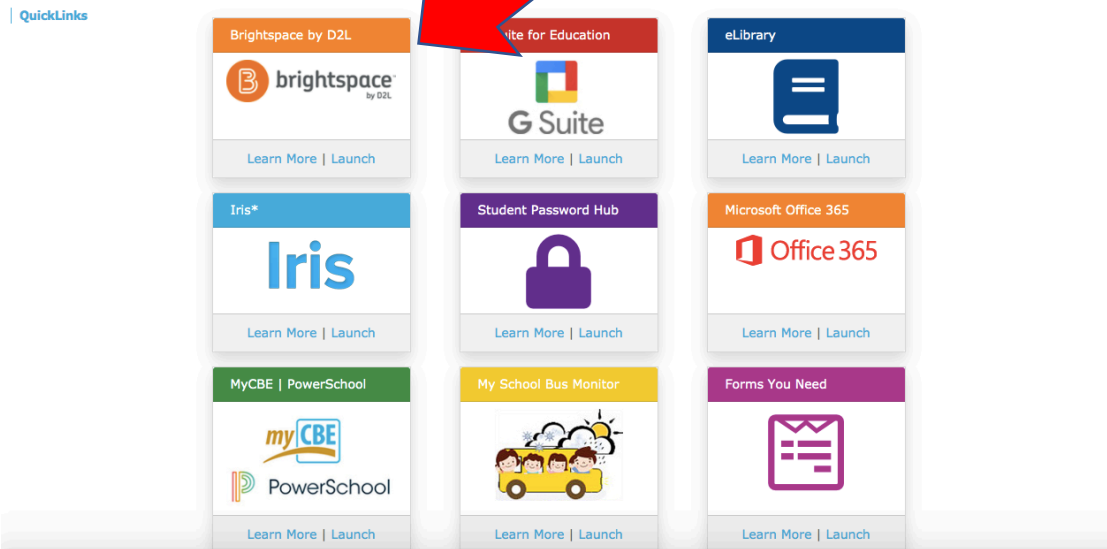
### To get to Brightspace by D2L:

- Go to the CBE main website: [cbe.ab.ca](http://cbe.ab.ca)
- Click on QuickLinks



- Click on Brightspace by D2L

## QuickLinks



Brightspace by D2L is a powerful and secure personalized learning platform used extensively at CBE.

---

### CBE Students and Staff

[Sign in](#) (e.g. username: 123456789 or jadoe)

- [Login Help for Students or Staff](#)

---

### Special Access

This login is for other students (e.g. specified chinook learning students) and community partners.

[Sign in](#) (e.g. username: firstname.lastname)

- [Login Help](#)

---

### Parents

[Sign in](#)

- [How to Login](#)
- [Parent FAQ's](#)

[System Requirements](#)

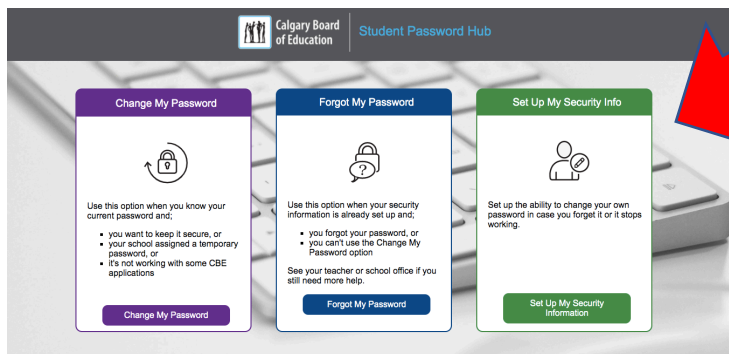
- Help your child log in with their username (CBE ID Number) and password

**\*\*If you would like to change the password (optional):**

- Go to [cbe.ab.ca](https://cbe.ab.ca) → QuickLinks → Student Password Hub → Change My Password

Please check off the Google Apps box (in case we use this in the future) and set up a new password that must have: 8 or more characters and has 3 out of four of: upper case letter, lower case letter, symbol, number

I would strongly suggest taking the time to “Set up My Security Info” in order to retrieve any forgotten passwords in the future. This will eliminate the need to contact the school to reset a forgotten password.



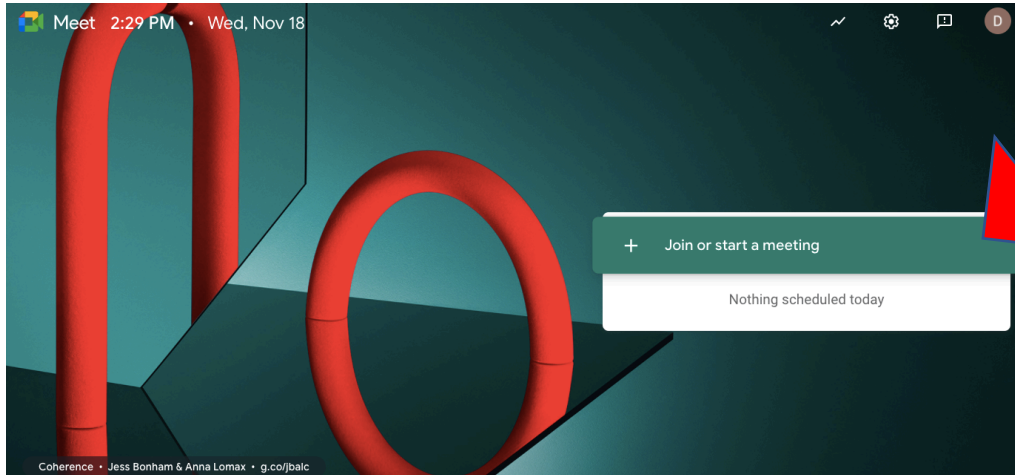
Need Assistance with passwords and student numbers? Ask your teacher first. If a password needs to be re-set, your teacher is able to forward this message to administration on your behalf. In some cases, we may need you to access the CBE Parent Technical Support via email or phone for further assistance.

## Videoconferencing via Google Meet

For Google Meet videoconferencing tool, you will also need your child's email address. Please ask your child or their teacher for this if you do not know it.

How to access Google Meet:

- Use the app, or go to [meet.google.com](https://meet.google.com)
- Click "Join or Start a Meeting"



- Enter the classroom code provided by the teacher here:

Join or start a meeting ×

Enter the meeting code or nickname. To start your own meeting, enter a nickname or leave blank.

[Learn how to schedule a meeting](#) Continue

For class meetings, it would be great if students could have their video on, and microphones muted unless it is their turn to speak (when teacher indicates). Keeping comments in the sidebar chat related to school activities would also be helpful (no spamming or irrelevant comments here 😊).

Please do reach out if you have difficulty logging on to these platforms.

Chinook Park Staff